







PORTABLE X-RAY

MINIX – ERROR CODE TABLE



SECTION 4. TROUBLESHOOTING

4.1 ERROR CODES

| Error code | Error name | Cause and Handling |
|---|-------------------------|---|
|  | Low Battery error | This error code indicates the battery needs recharging. Please recharge the battery. |
|  | kV error | This error code indicates the kV value is exceeded the tolerance range. Calibration is required. |
|  | mA error | This error code indicates the mA value exceeded the tolerance range. Calibration is required. |
|  | Shot Time error | This error code indicates the exposure button is released too soon. Please wait and re-operate when READY icon shows. |
|  | Back Up time error | This error code indicates the X-ray is exposed longer than 2.2 sec. Calibration is required. |
|  | H.V Tank Overheat error | This error code indicates temperature of H.V Tank is higher than tolerance range. Turn off the unit and cool down for 30 minutes. Refer to <i>Chapter 3.2</i> about Duty cycle information. |

WARNING: THIS PROCEDURE MUST BE DONE FOR A SPECIALIZED TECHNICIAN. WE ARE NOT RESPONSIBLE FOR ANY ACIDENT OR DAMAGE DURING THE PROCEDURE