



TRIDENT RIX70DC ADJUSTING THE EXPOSURE ACTIVATION TIME

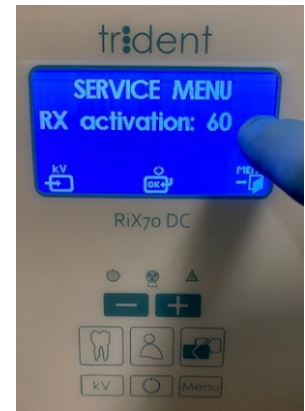
1. Turn on the unit




2. Press both buttons "tooth" and "Menu" for 3 sec



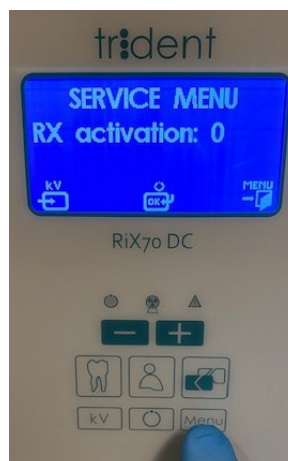
3. You have accessed the RX activation Menu



4. Decrease the time (60) to "zero" pressing the "-" button and confirm "OK" pressing the button 



5. Once the time is "zero", press the "Menu" button until return the original position



6. This is the original position. Your unit will be ready to be used again



WARNING: THIS PROCEDURE MUST BE DONE FOR A SPECIALIZED TECHNICIAN. WE ARE NOT RESPONSIBLE FOR ANY ACIDENT OR DAMAGE DURING THE PROCEDURE